



lumini Solucoes em Iluminacao LTDA
www.lumini.com.br
Email: laboratorio@lumini.com.br
Tel: +55 11 3437-5555 Fax: +55 11 3437-5555
Address: Rua Ferreira Viana, 716 - Socorro - São Paulo/SP

lumini

LumCAT:

Luminaire: spy a e fm

LampCAT: modulo led 1W 30K irc 90

Ballast type: LED driver 350mA

Report No:

Voltage(V): 127.9900

Test No:

Current(A): 0.0300

Number of Lamps: 1

Power (W): 1.5050

Lamp flux(lm): 131.0

PF: 0.3900

Length(mm): 18

Width(mm): 18

Phm Type: C

Height(mm): 0

Photometric Results

Lumens(lm): 71.50, Efficiency(%): 54.58% , Luminous Efficacy(lm/W): 47.51

Central intensity(cd): 327.866, Maximum intensity(cd): 327.866

Angle of maximum intensity: $C=0.0$ $\gamma=0.0$

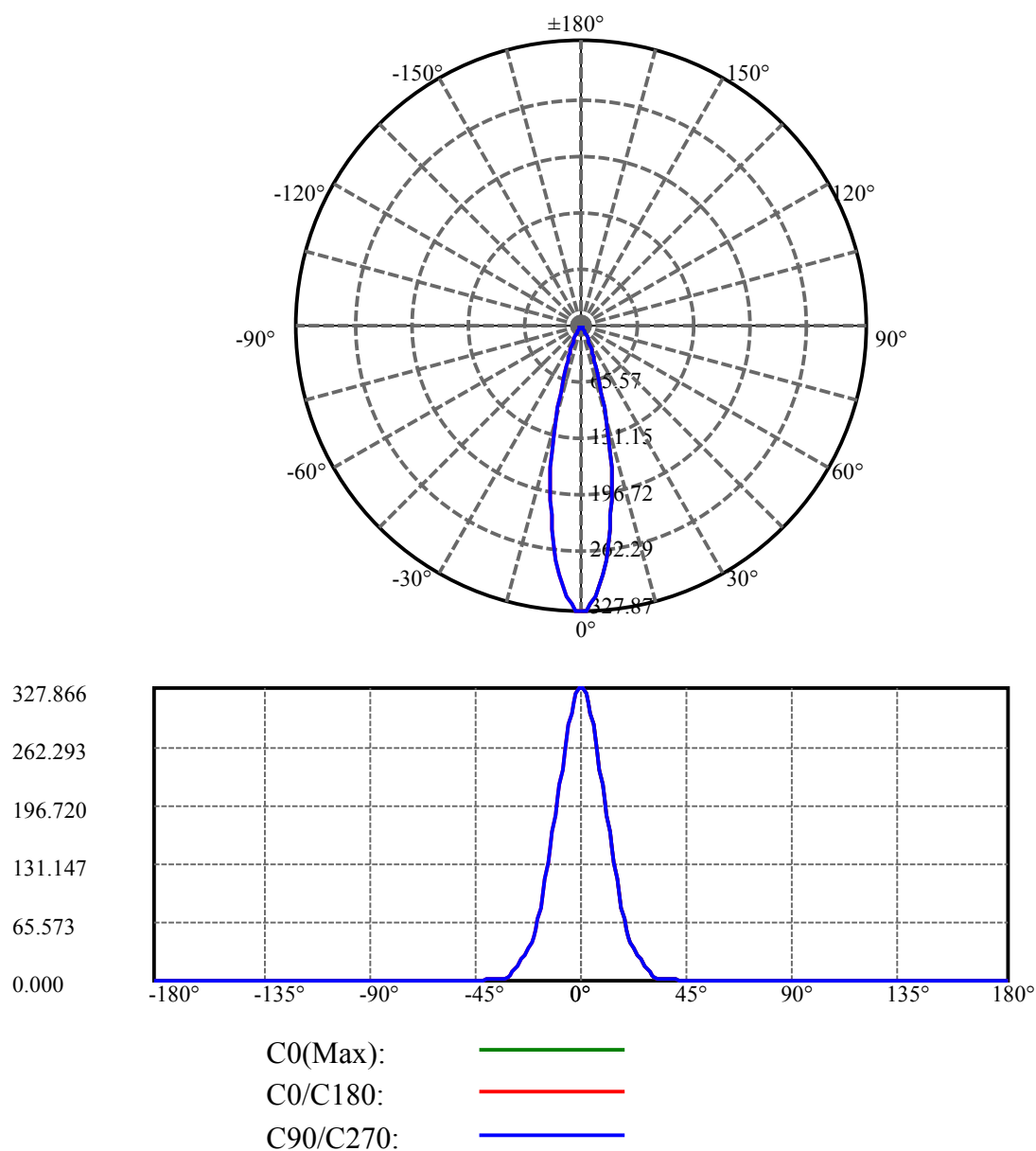
Beam angle of C0 plane : 24.30

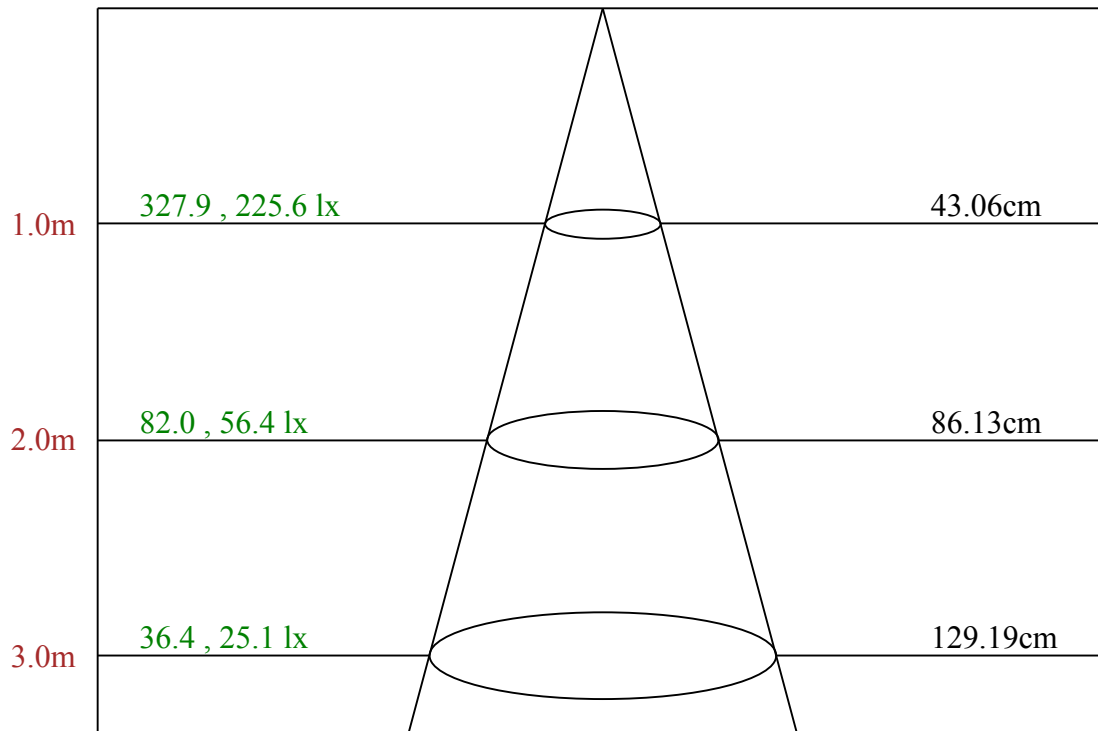
Average BeamAngle(IEC 61341): 24.30

Equipment: equipamento lumini
Temperature(°C): 25.5

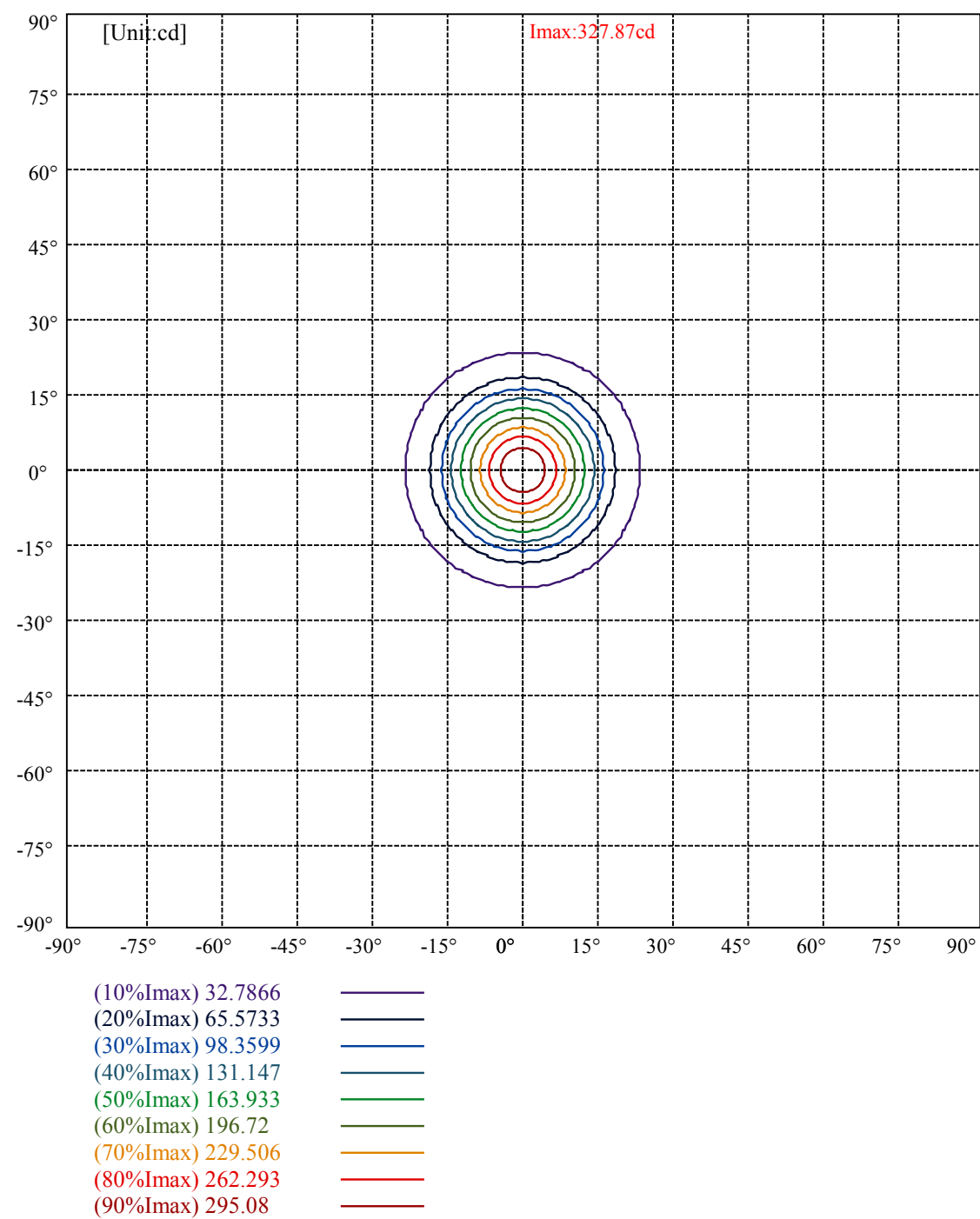
Date: 15/05/2025
Humidity(%): 60.0%

Operator: 01
Distance(m): 6.90





Max , Ave Beam angle of C0 plane 24.30



Luminance Table

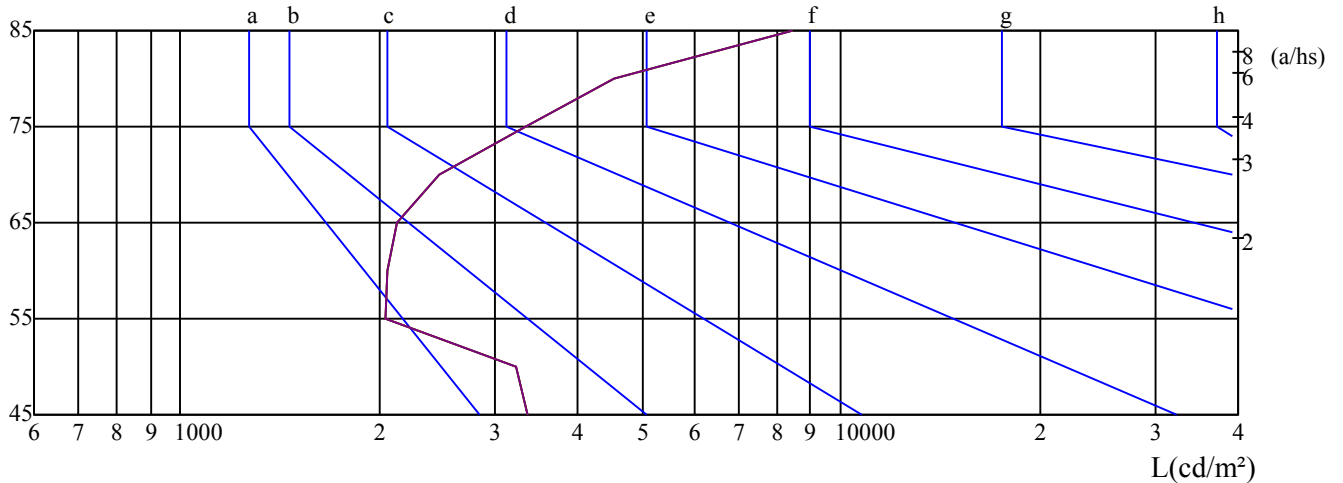
γ	45	50	55	60	65	70	75	80	85
C0	3351	3229	2050	2057	2130	2470	3336	4548	8430
C45	3351	3229	2050	2057	2130	2470	3336	4548	8430
C90	3351	3229	2050	2057	2130	2470	3336	4548	8430

L(Hor)(65)	L(Ver)(65)	L45(65)	L(Hor)(75)	L(Ver)(75)	L45(75)	L(Hor)(85)	L(Ver)(85)	L45(85)
2130	2130	2130	3336	3336	3336	8430	8430	8430

Glare Table

Glare	Quality	Service Values Illuminance(lx)							
1.15	A	2000	1000	500	≤ 300				
1.5	B		2000	1000	500	≤ 300			
1.85	C			2000	1000	500	≤ 300		
2.2	D				2000	1000	500	≤ 300	
2.55	E					2000	1000	500	≤ 300
		a	b	c	d	e	f	g	h

Luminance Limiting Curve

 $\gamma(^{\circ})$ 

C0 ———

C45 ———

C90 ———

Illumination assessment according UGR											
Rf of Ceiling	70	70	50	50	30	70	70	50	50	30	
Rf of Wall	50	30	50	30	30	50	30	50	30	30	
Rf of Floor	20	20	20	20	20	20	20	20	20	20	
Room dimensions		Viewed crosswise					Viewed endwise				
X	Y										
2H	2H	7.23	8.12	7.63	8.48	8.86	8.30	9.20	8.71	9.56	9.93
	3H	8.21	9.00	8.64	9.39	9.80	9.00	9.80	9.43	10.18	10.59
	4H	9.03	9.77	9.48	10.17	10.60	9.70	10.43	10.14	10.84	11.26
	6H	10.35	11.02	10.81	11.45	11.90	10.82	11.49	11.28	11.92	12.37
	8H	11.12	11.76	11.59	12.20	12.66	11.56	12.21	12.03	12.64	13.11
	12H	11.97	12.58	12.44	13.02	13.50	12.32	12.93	12.79	13.37	13.85
4H	2H	7.46	8.20	7.91	8.60	9.03	8.40	9.13	8.84	9.54	9.96
	3H	8.75	9.37	9.22	9.81	10.29	9.38	10.00	9.85	10.44	10.91
	4H	9.89	10.43	10.38	10.90	11.41	10.39	10.93	10.87	11.40	11.90
	6H	11.45	11.93	11.97	12.42	12.93	11.79	12.26	12.31	12.76	13.27
	8H	12.40	12.84	12.93	13.34	13.87	12.73	13.16	13.25	13.67	14.19
	12H	13.44	13.84	13.97	14.34	14.91	13.68	14.09	14.22	14.58	15.16
8H	4H	10.37	10.81	10.90	11.31	11.84	10.78	11.22	11.31	11.72	12.25
	6H	12.20	12.56	12.75	13.08	13.65	12.48	12.84	13.03	13.36	13.93
	8H	13.39	13.69	13.97	14.25	14.80	13.65	13.95	14.22	14.51	15.06
	12H	14.69	14.92	15.27	15.47	16.05	14.87	15.10	15.46	15.66	16.23
12H	4H	10.51	10.91	11.04	11.41	11.98	10.90	11.30	11.43	11.80	12.37
	6H	12.48	12.78	13.06	13.34	13.90	12.74	13.03	13.31	13.60	14.15
	8H	13.75	13.98	14.33	14.53	15.11	13.97	14.20	14.56	14.76	15.33
Variation with the observer position at spacings:											
S = 1.0H		1.0/-1.1					1.0/-1.1				
S = 1.5H		1.0/-1.2					1.0/-1.2				
S = 2.0H		1.1/-1.2					1.1/-1.2				
Standard tables:		BKBF					BKBF				
Uncorrected UGR		-4.3					-4.3				

依据CIE Publ. 117 计算 UGR, S/H = 0.25